

## Universal LED Lighting Solutions

# Fixtures

## Optimize the Fixture for the Application

### Unique Features of All Fixtures

Using fixtures featuring Solstice LED Modules saves up to 70% in energy costs compared to their HID counterparts. Built in smart programming enables these fixtures to be controlled by any 0-10V control system. Additionally, all Solstice Modules have an active cooling system in place as well as temperature protection software extending the operating life of the module to over 100,000Hrs. Solstice modules also utilize Life Sync smart technology, which allows them to operate without any lumen depreciation for well over 70,000Hrs.

### Patented Life Sync Smart Technology

#### Under/Over Voltage Protection

- For power outage or brownout.


#### Lumen Depreciation Maintenance

- Software automatically adjusts current and forward voltage to LED's to guarantee the integrity of the module and no light degradation for 70,000 Hrs.

#### Module Temperature Protection

- Continual self temperature awareness allows our modules to check their temperature in a hot environment and ramp the amperage consumption down in small increments until a safe operating temperature is obtained. They will then continually attempt to ramp amperage up until they reach an equilibrium.





### The DLC® Qualified Yoke Retrofit

With only three pieces, the yoke retrofit is the most universal mounting solution available. The threaded rod can be made to any length, optimizing the bracket for the fixture. The yoke retrofit system is our most versatile retrofit mount.



### The Universal Plates and Kits

Universal Plates are an innovative solution which solves the issue of designing a custom plate. With these new plate systems a range of fixture sizes can be retrofit using the same universal plate kit. This means they are stock-able and therefore there is no lead time.



### The Threaded Rod


Not all fixtures can be retrofit with a plate or yoke mount, such as acrylic high bays. For this small percentage of fixtures we have designed a Threaded Rod retrofit system. The rod is mounted to the center of the fixture and can angle the modules outwards for increased sideemitted light.




### The Post Top Systems

Using either the threaded rod or the plate/refractor retrofit systems the Solstice® LED units can retrofit any post top fixture.

The Solstice® module delivers a brilliant and clean look to post top applications without changing the fixture.





# LEDOLAS

Lighting | Energy | Decontamination



## Acrylic High Bays

Our Acrylic high bays provide up-lighting to accent ceilings and create a more aesthetically pleasing environment. These brilliant fixtures add a great look to any retail store, warehouse, gymnasium, etc.



## Aluminum High Bays

These powerful downlight fixtures deliver up to 52,000Lm per fixture. Custom optic distribution delivers smooth, even light at up to a 70% savings from traditional HID fixtures.



## Sports Lighters


Our high performance sports lighters deliver over 100,000Lm of the highest quality light to perfectly illuminate any sports field. Custom optical distribution delivers hard cutoffs for minimal light spillage and smooth, even distribution. High output fixtures reduce the number of units necessary per pole.



## Canopy & Garage Surface Mounts

Canopy and Garage Surface Mount fixtures are perfect for parking garages and gas stations. These fixtures utilize refractor lenses to spread light outward. Canopy and Surface mounts have the ability to be built with our Solstice passively cooled ECO Module, decreasing initial costs and providing a quicker return on investment.






# LEDOLAS

Lighting | Energy | Decontamination




## Post Tops

Post Top fixtures are as aesthetically pleasing as the light they produce. Perfect for walkways, roads, and park lighting, these fixtures are available in two different mounting options, refractor and finial, producing the optimal lighting for any post top lighting environment



## Area Lights



Area lighting fixtures provide custom light distribution for a variety of applications from roadways to parking lots. Some of these fixtures have the ability to be built with our passively cooled Solstice ECO Module decreasing initial costs and providing a quicker return on investment.




## Wall Packs



This lighting not only improves visual acuity around the building, it also creates a more aesthetically pleasing environment. These fixtures also have the ability to be built with our passively cooled ECO module, decreasing initial costs and providing a quicker return on investment.



## The Universal Bracket



The Universal Bracket facilitates the simple retrofit of a shoe box fixture. DLC® approved in certain categories, this mounting option is so versatile that it is tiltable, rotatable, slidable (x and y) and recessable (z). This is one of the safest way to mount a yoke due to the immensely decreased vibration of the module in the fixture.

